

2016



MBSYEP REPORT

Mayor Marion S. Barry Summer Youth Employment Program



Table of Contents

INTRODUCTION


- Marion S. Barry Tribute 3
- Letter from Mayor Muriel Bowser 4
- Executive Summary 5
- SYEP by the Numbers 7

PROGRAM DETAILS

- Program Highlights 8
- Program Components and Key Dates 9
- New and Existing Initiatives 10
- Community-Based Organizations 10
- Application Process 12
- Payroll and Hours 13
- Attrition 15
- Youth Development Activities and Recognition 15
- MBSYEP 2016 Survey Results 17
- Conclusion 18

ADDENDUM

- Demographic Analysis of Employers and Youth 21
- 22-24 Year Old Outcomes 24



The District of Columbia's Summer Youth Employment Program was founded by Marion S. Barry during his first term as Mayor in 1979.

Determined to curb the unemployment, violence, and poverty that was all too prevalent in the District following the 1968 riots, Mayor Barry designed a program that would offer thousands of District youth the opportunity to earn wages and engage in productive activity during the summer months. Moreover, Barry envisioned the program as a critical tool to support youth making the transition from school to career and as a way to provide District of Columbia youth with an entry point to federal and local government careers that were historically inaccessible to minorities. Thirty-seven years later, the program has impacted thousands of District residents and is still going strong.

On January 14, 2015, less than two months after Barry passed away at age 78, Mayor Muriel Bowser signed Mayor's Order 2015-037 to rename the program the **Mayor Marion S. Barry Summer Youth Employment Program** in Barry's honor. During the 2015 summer, Mayor Bowser ensured that the program lived up to Barry's legacy by continuing, improving, and even expanding the program to include 22 - 24 year olds, offering thousands of youth the opportunity to work and begin their own pathway to the middle class.

Mayor Marion S. Barry Summer Youth Employment Program

Dear Washingtonians,

For 38 years, the Mayor Marion S. Barry Summer Youth Employment Program (MBSYEP) has created opportunities for young people in Washington, DC. Today, MBSYEP, unparalleled in its scope, impact, and reach, serves as a model for youth employment programs across the country. As we work to include more residents in DC's prosperity, MBSYEP plays a critical role in setting thousands of young people up for success in the workforce.

For the first time ever in 2015, we expanded MBSYEP to include DC residents ages 22 to 24. That year, 844 young Washingtonians benefited from the expansion, and in 2016, that number increased to 927. Last year, the same year Forbes named Washington, DC the best U.S. city for summer jobs, over 13,000 DC youth participated in MBSYEP. Because of the program's success, my Administration has continuously worked to expand MBSYEP to include more District residents.

As the number of participants continues to increase, my Administration has put systems in place to ensure the program remains successful. By hiring success coaches and program specialists to provide intensive mentoring and individualized support to all MBSYEP participants, we are ensuring that young people and program partners have a positive experience that aligns with MBSYEP's mission and vision.

Going forward, my Administration will continue to create partnerships across both the public and private sectors that put more young residents on pathways to the middle class and give more young people the skills and knowledge they need to benefit from DC's prosperity. This is our commitment to the youth of Washington, DC.

Sincerely,

A handwritten signature in black ink, appearing to read "Muriel Bowser", with a large, stylized circular flourish at the end.

Muriel Bowser
Mayor



EXECUTIVE SUMMARY

MBSYEP - Yesterday, Today, Tomorrow

By virtually every important measure, the Mayor Marion S. Barry Summer Youth Employment Program (MBSYEP) continues to demonstrate its strength, popularity, impact and reach. Founded in 1979, the program has long served as a bridge between high school and the world of work, serving as the first job for many of the District's current leaders. Today, MBSYEP continues in this legacy, expanding its overall impact on young lives: connecting District youth to meaningful work experience, exposing them to in-demand industries and professionals, and fostering positive attitudes about work. In the true spirit and legacy of its namesake, the program has demonstrated its strength and resiliency for nearly 40 years.

MBSYEP is unparalleled in terms of scope, impact and reach. With approximately 13,000 participants, it is the largest summer jobs program per capita in the country and stands as a national model for other localities. As noted by Forbes.com, the District was named "Best City for Summer Jobs" in 2016 out of 150 cities ranked by WalletHub.com. MBSYEP's size and unrivaled success make it a model for summer youth employment programs across the country. Other cities, including Newark and Chicago, have turned to the District for technical assistance in developing aspects of their summer jobs programs. As further validation of the program, MBSYEP is a multi-year recipient of grant funding from Citi Foundation.

Year after year, MBSYEP has delivered on its goal of providing employment opportunities to young people from all walks of life. The accomplishments of the 2016 MBSYEP are especially noteworthy. Recognizing the program's rich tradition and the importance of its foundation, Mayor Bowser renamed the program in 2015 in honor of Mayor Barry. She also expanded the program to 22-to-24-year olds, strategically connecting more young people to valuable work experiences and work readiness programming, properly preparing them for a move into the middle class. Several other cities have followed suit, and taken steps to increase the number of summer employment opportunities for young adults, according to a 2016 report by JPMorgan Chase & Co. Now, eyeing that same ideal, the Bowser administration aims to provide permanent access to this group.

There are several reasons to hail the program expansion. Key among them: MBSYEP is exceeding an important employment target. Based on a 2016 participant survey, the majority of respondents ages 14-to-21 indicated they planned to return to school in the future, while most 22-to-24 year olds said they plan to seek full-time employment. Prior to the start of the 2016 program, Mayor Bowser and the DC Council set an internal benchmark for MBSYEP to achieve at least 35-percent employment among 22-to-24-year-old jobseekers. The resulting percentage of gainfully employed youth surpassed that goal. In 2016, 49-percent of MBSYEP participants ages 22-to-24 who were seeking full-time employment, reported wages as of December 31, 2016.



Mayor Marion S. Barry Summer Youth Employment Program

Still, MBSYEP is so much more than a summer job. The program is designed to meet the myriad of needs District youth face. From its founding, as in now, MBSYEP has been at the forefront of District efforts to remove barriers that impair youth from successful outcomes, by exposing them to valuable experiences and opportunities. The majority of MBSYEP participants reside in high priority police service areas (PSAs) in Wards 7 and 8. These are neighborhoods where Mayor Bowser's administration is working to reduce crime and increase opportunities for employment, mentoring and youth development as part of the Safer, Stronger DC initiative. MBSYEP has provided structure and a positive environment for young people who otherwise might be idle or in the streets during the summer.



Over the years, MBSYEP has been a key tool in changing lives, helping youth—even entire families—gain the critical skills needed to obtain a good-paying job. In a 2016 MBSYEP survey of more than 7,700 participants, program alumni expressed their gratitude for the program and described how it helped them professionally.

MBSYEP “is a great program for youth that allows us to get into the work field,” Roniece Simon said. The 23-year old participant noted that work-readiness training during the program helps “with how to conduct yourself during interviews as well as how to act on the job.”

“I just want to thank [MBSYEP] for this opportunity, and I am truly grateful,” Simon added. “Because of [the program] I believe I now have everything I need in order to get my dream job.” MBSYEP has become a launch pad for starting careers, with a lengthy list of successful alumni. Equally impressive is the number of MBSYEP alum who have gone on to college. Students in the Marion Barry Youth Leadership Institute (MBYLI), part of MBSYEP, received close to a half a million dollars in scholarships during 2016-17. The District is among the many cities that link the summer jobs program to longer-term educational and youth development programs, according to a 2016 report by the Brookings Institution.

Now, MBSYEP is eyeing the future. While it is important to build on the program's already impressive performance, it is equally important to innovate and push for new ideas and enhancements. To those ends, program administrators have engaged new tactics. For example, under an MBSYEP referral plan, young adults ages 22-to-24 will be directly connected to employment opportunities, job training programs, work-based learning and post-secondary education programs. Through a partnership with Serve DC, the program is also training youth in crisis management, preparing them to appropriately handle complex situations. Additional training pushes effective communications and the handling of conflict. Another important programmatic enhancement is the addition of financial literacy training, educating youth on the importance of budgeting, banking, and fiscal integrity.

When the Marion S. Barry Summer Youth Employment Program launched thirty eight years ago, it provided a unique opportunity to District youth, exposing them to new opportunities and launching them into careers within the public and private sector. As we look forward, it is an honor to build upon the rich tradition and mission of MBSYEP, and develop the future leaders of the District.

Best,

A handwritten signature in black ink, appearing to read "Odie Donald II". The signature is fluid and stylized, with a long horizontal stroke extending to the right.

Odie Donald II
Director, DC Department of Employment Services

SYEP by the Numbers

23,031 YOUTH APPLICANTS

Total # certified eligible to participate:

13,017

Total # that showed up for work:

12,128

Total gross pay:

\$11,351,163

Total # of hours worked:

1,410,450

Total net pay:

\$9,861,569

SYEP EMPLOYER DATA

Total # of SYEP Worksites	1,529
Total # of SYEP Employer Partners	719
DC Government	73
Federal Government	35
Private Sector	278
Community-Based Organizations	251
Public Schools	40
Other	42

PROGRAM DETAILS

Program Highlights

Judging by the numbers, MBSYEP continues to be a highly anticipated summer experience.

More than **23,000** young people ages 14-to-24 applied for 2016 MBSYEP. Over **13,000** were certified eligible to participate in the six-week program.

The program begins with a planning phase in the fall and winter, in preparation for the program launch. Prior to launch, several information sessions are held at agency headquarters and various off-site locations.

Youth and employer applications open in the winter, followed by certification events in which youth complete banking and W-4 documents for payroll. Next, youth participate in orientation sessions, a career fair for intern assignments and a fare card WMATA SmarTrip distribution event. After the close of the program, hiring events were held for MBSYEP young adult jobseekers.

Youth Applications

In 2016, MBSYEP received 23,031 applications from youth ages 14-to-24. That was 53 more than the 22,978 youth who applied to participate in the 2015 program.

MBSYEP Payroll

Over 13,000 youth participants were certified eligible to participate and received job placement. Of those who showed up for work at one of more than 1,500 worksites and earned wages, participants collectively grossed over \$11.3 million in pay, netting nearly \$10 million in earnings, based on DOES payroll records as of October 2016.

Hourly Wage Rate Increase

The hourly wage rate during the 2016 MBSYEP remained \$5.25 for participants ages 14-to-15 and increased to \$8.25 for youth ages 16-to-21. The pay for participants ages 22-to-24 was \$10.50 per hour—then the District's minimum wage—for the first four days of the program. But that rose to \$11.50 per hour effective July 1, 2016, following D.C.'s scheduled \$1 increase to the minimum wage.

Employer Partners

The number of participating employers for the 2016 cycle **increased**.

Seven hundred nineteen (719) employers partnered with DOES to offer jobs and host sites, a 32-percent increase over 2015 MBSYEP. The private sector slightly edged out community-based organizations for the most employer partners of the cycle, 278 versus 251, respectively. The third highest number of employer partners was District of Columbia government agencies with 73 of them participating, followed by 40 public schools and 35 federal government employers offering job assignments during the 2016 program.

Job Assignments

Those employer partners made over 22,000 jobs available to youth, 11-percent more than the previous year. And the number of worksites provided was 43-percent more than the 2015 total.

Transportation Assistance

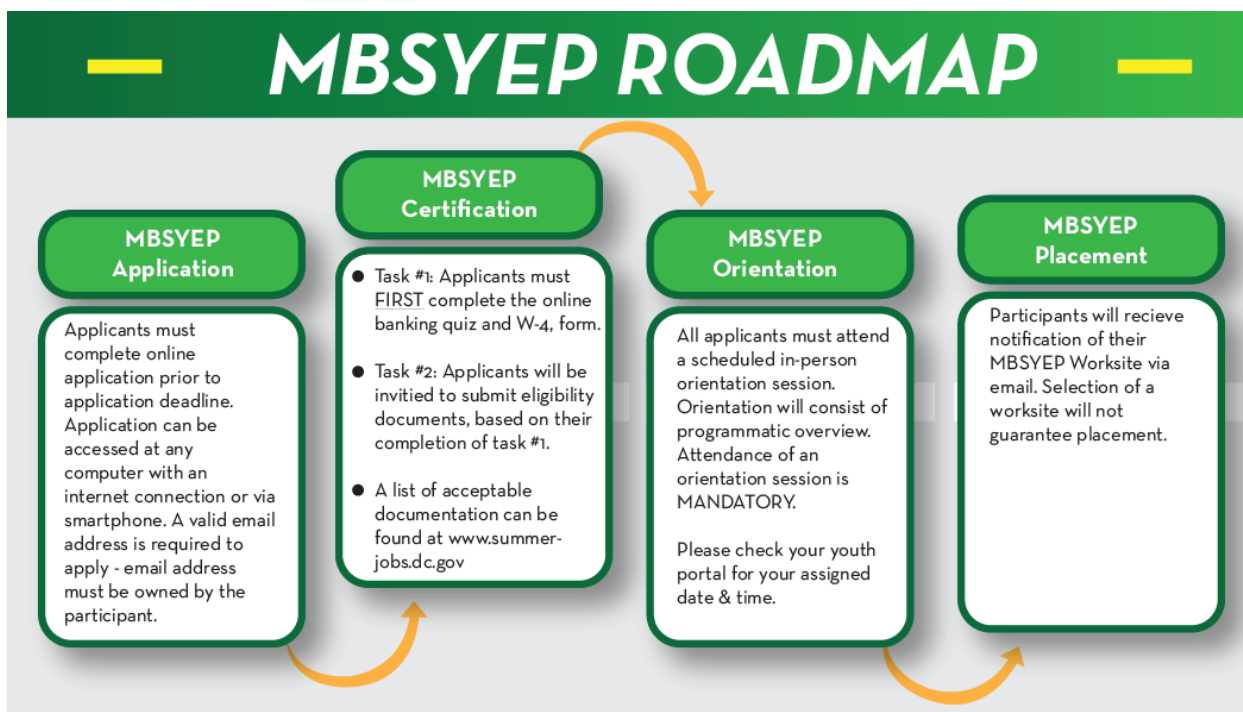
All MBSYEP youth were eligible to receive Metro fare cards to offset the cost of getting to and from work. Each participant was eligible to receive \$110 in transportation assistance. The cards were available for youth to pick up at fare card distribution events in the District.

Hiring Events

MBSYEP held three hiring events for program participants only. The seventh annual MBSYEP Career Exploration Fair, held May 6, 2016, at Arena Stage in the District, was aimed at participants ages 16-to-24. It featured 140 participating employers. This event allowed youth to meet and engage with employers so they could understand the expectations of job providers from various sectors.

Two other events occurred after MBSYEP's completion. The Young Adults Hiring Event, held August 19, 2016, at Arena Stage, targeted participants ages 22-to-24. This event was designed to assist 22- to-24-year olds seeking employment opportunities. DOES also held the #iWorkDC Job Fair on September 29, 2016, for MBSYEP participants ages 18-to-24. The event, located at the Verizon Center, was another opportunity for employers to recruit for job openings.

Program Components and Key Dates



New and Existing Initiatives

Agency Partnerships

“Know Your Rights” Training

The D.C. Office of Disability Rights partnered with MBSYEP to host 15 “Know Your Rights” workshops during orientation. The sessions provided participants tips on how to advocate for themselves to receive accommodations on the job. Thousands of MBSYEP participants attended the mandatory training sessions.

Partnership with D.C. Re-Engagement Center



MBSYEP continued to benefit from the partnership between DOES and the D.C. Office of the State Superintendent of Education’s (OSSE) Youth Re-Engagement Center. The Re-Engagement Center is designed to help out-of-school D.C. youth attain their high school diploma or GED. DOES provided Re-Engagement staff with contact information for more than 1,500 MBSYEP youth ages 16-to-24 identified as not having graduated

high school and having no GED. Registered clients of the center receive supportive services, such as housing or child care assistance, to increase the chances of success in a GED or high-school diploma class.

Partnership with Serve DC – Summer Youth Emergency Preparedness Academy (SYEPA)



The Summer Youth Emergency Preparedness Academy is designed to empower District of Columbia youth with training to assist their family and community in the event of a disaster while providing exposure to careers in emergency management and public safety. Academy participants learned how to assist in evacuations, create a successful triage, make tourniquets, rescue techniques designed to evacuate injured individuals. Through

lectures and video instruction, academy participants learned the steps that should be followed to provide victims with the most effective lifesaving support until professional responders arrive on scene. Upon completion of the program, participants received a Community Emergency Response Team Certificate.

Community-Based Organizations

Financial Literacy Training

The agency expanded financial literacy training, through its partnership with Bank on DC, to include all youth participants in the program regardless of age. The training was funded by a grant from the Cities for the Financial Empowerment Fund (CFE). DOES received a grant award for \$260,000 from the CFE’s Summer Jobs Connect Initiative. Summer Jobs Connect is an ambitious initiative spearheaded by the Citi Foundation and the CFE Fund to support young adults seeking employment. Through the funding provided by the CFE Fund, DOES and the DC Department of Securities and Banking, Bank on DC was able to

expand financial literacy training to include all youth participants.

Bank on DC is a District of Columbia government program which collaborates with several local financial institutions, nonprofit organizations and D.C. government agencies to make free and low-cost banking available to District households with no checking or savings account. Through Bank on DC, all program participants ages 14-to-24 could apply for a free checking or savings account at District Government Employees Federal Credit Union and HEW Federal Credit Union, both in D.C. Youth could also opt for direct deposit.

Over 1,000 participants opened free checking or savings accounts through Bank on DC. Another 2,961 youth reported to Bank on DC they already had bank accounts. Among this group, nearly 60% opted for direct deposit.



Case Managers and Professional Development Partners

In 2016 MBSYEP joined with case managers and other partners to help 22-to-24 year-old participants brush up on workplace etiquette and other professional skills. The weekly professional development sessions kicked off June 30, 2016. Each session substituted as a workday and those who attended received their program daily wage. Led by a case manager or professional development expert, each session provided work readiness training. The topics included resume preparation; workplace “soft skills,” such as how to dress and behave professionally; and the importance of punctuality and reliability.

The following firms received contracts to provide case management and professional development:

ADC Management Solutions

Hosted training sessions each Thursday at Howard University’s Blackburn Center. 55 MBSYEP youth participants learned about financial literacy, began a social media project, took a personality test and were paired with counselors to begin team building.

Collaborative Solutions for Communities (CSC)

Hosted training sessions each Wednesday at their headquarters in Northwest Washington, D.C. Some 50 youth participants learned about employment trends, identified career interests, and mapped career paths and educational requirements.

Contemporary Family Services, Inc.

Partnered with MBSYEP to provide wraparound case management services, mentoring and behavior redirection to youth that have experienced direct or indirect trauma.

Goldie Patrick and Charles Evans

Organized a series of trainings, which held on Thursdays at the Carnegie Library in Washington, D.C. The 50 youth who attended received important information on youth development, leadership and career exploration.

ImageWorks Consulting Firm

Partnered with MBSYEP to provide case management, mentoring and behavior redirection to a select group of participants.

Application Process



Youth

Youth applied online at www.summerjobs.dc.gov. The online application instructed them to provide the required information for registration, including their name, date of birth, address and Social Security number.

Other information requested on the application:

- Current school status (in-school or out-of-school), current or last grade level completed, current or last school attended and the applicant's attendance status (full- or part-time student.)
- Their long-term career goals, up to three industry areas of interest and the type of work they wished to explore. Applicants were also asked to rank their preferences.

- The applicant's plans after the program ended, including whether or not he/she intended to return to school, seek full- or part-time employment or was unsure.

In an effort to increase efficiency, applicants who applied online for the prior year's MBSYEP were allowed to complete a "returning youth" application with pre-populated information. All applicants who successfully completed the certification process were given access to the youth portal.

The youth portal is customized for each individual youth and is a tool which houses all pertinent information pertaining to the program. Within the portal, youth have access to all e-mail messages they previously received. They can also see information on their assigned job site and supervisor. The youth portal also allows youth to plan commutes from their homes to their assigned worksite. The portal also provides updates for all hours worked and pay stubs for all wages earned.

Youth applicants can access messages, view the status of their application, forms and/or documents they were required to submit and remain engaged in each step of the application process. Later, if certified to participate, youth can also select and apply to MBSYEP jobs listed in the portal.

Employers

Of the over 900 employers who initially applied to participate in the 2016 MBSYEP, 742 completed agreements with DOES to be part of the program. The 719 employer partners who ultimately participated met all DOES requirements.

Employers submitted applications online beginning February 24, 2016, at www.summerjobs.dc.gov.

DOES accepted applications from host employers on an ongoing, rolling basis throughout the program to ensure there were enough summer jobs available for all 2016 MBSYEP youth.

To participate, employers also were required to:

- Attend a mandatory orientation session covering the program guidelines for supervising MBSYEP participants.
- Complete a criminal background clearance, where applicable.
- Successfully pass a pre-program site visit by a MBSYEP program monitor.

The MBSYEP program monitoring team completed over 700 worksite visits during 2016.

Employer partners had access to the MBSYEP host portal to view resumes and contact information to begin conducting participant interviews.

Payroll and Hours

Youth participants worked 1.4 million hours and earned over \$11.3 million during 2016 MBSYEP. Collectively, they worked over 1.4 million hours earning \$11,351,163 in gross pay over the course of the six-week program.

Gross earnings by age group over the course of the program were as follows:

\$2,087,557 for ages **14 to 15**

\$7,817,915 for ages **16 to 21**

\$1,445,691 for ages **22 to 24**

13,017 YOUTH WERE CERTIFIED TO PARTICIPATE IN 2016 MBSYEP

Of the 13,017 young people certified to participate in the program, 12,128 worked at least one hour and earned wages. Of the total youth participants who earned wages during the 2016 program, 927 were ages 22-to-24.

As a result of coordinated outreach efforts with Mayor Bowser's Safer, Stronger DC initiative and the Metropolitan Police Department, MBSYEP maximized the number of participants from the targeted PSAs. The program attracted thousands of MBSYEP participants from neighborhoods where police and other agencies are working to reduce violent crime.

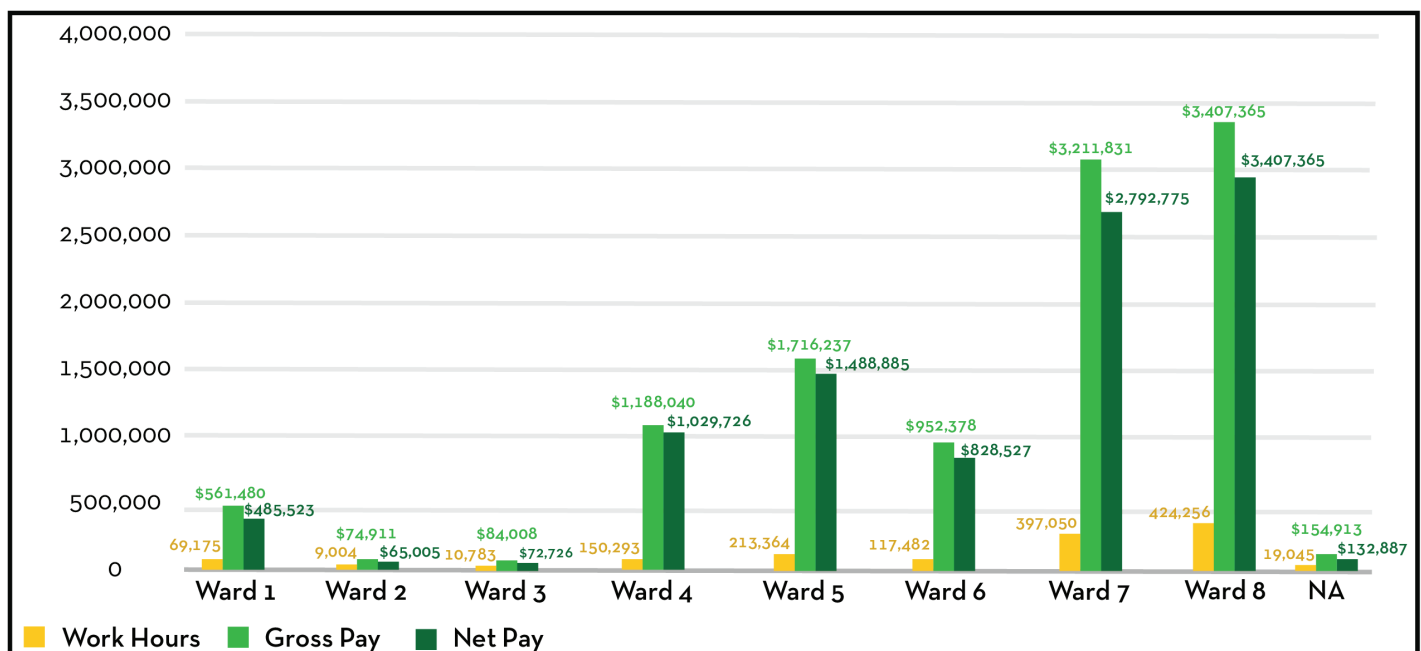
PSA 604 in Ward 7 had the most applicants with 760. PSA 602 followed with 548, trailed closely by 546 in PSA 603, both in Ward 7. Another 540 applications came from Ward 8's PSA 704.

Police Service Area(PSA)	Youth Who Worked
PSA 602	548
PSA 603	546
PSA 604	760
PSA 704	540

The 2016 MBSYEP participants residing in D.C. Ward 8 logged the most work hours collectively (424,256) compared to participants from other D.C. wards.

Ward 7 participants had the second highest gross earnings during the 2016 program, (\$3,211,831). Slightly more than 28-percent (3,668) of MBSYEP participants lived in Ward 7 in 2016.

2016 MBSYEP Youth Participants' Total Work Hours and Wages by Ward of Residency



Source: Compiled based on results provided by DOES staff who administrate payroll.

Note: Totals have been rounded up and so do not add exactly to total work hours, gross pay and net wages for the program.

NA = Not available, known or applicable for ward of residency. Ward of residency is not applicable for youth participants who are homeless or a ward of the D.C. Child and Family Services Agency.

Attrition

2016 MBSYEP Cumulative Attrition Rate Totaled 13.15-Percent

Based on a comparison of the total number of youth participants paid for hours they worked during Week 1 of the 2016 MBSYEP (11,646) and the total number of youth paid for their work hours during the final week of the six-week program (10,115), 1,531 participating youth dropped out of the 2016 MBSYEP by the end of the program. These totals are based on DOES payroll results for the 2016 program as of November 20, 2016.

This decrease represents a cumulative attrition rate of about 13.15-percent for the 2016 MBSYEP. The attrition rate for the 2015 program was 11.85-percent.

Youth Development Activities and Special Recognition

LinkedIn-White House Partnership

The District, through a partnership with the Workforce Investment Council, was selected to be a White House Summer Opportunity Hub, and also worked with LinkedIn to increase private sector engagement in summer jobs. MBSYEP participant Dahabina Sulaiman, who worked at Data Society in 2016, was selected to share her story with *LinkedIn for Good* for consideration in a summer jobs case study.

More than 2,000 Youth Participated in 25 Youth Development Programs

For the 2016 MBSYEP, 18 program partner organizations received District Human Care Agreement (HCA)-funded contracts to conduct work-readiness programs or “capstone” projects. Both efforts are designed to help youth participants develop career and job skills. Organizations served between 12 to 200 youth per program, with 2,130 served in total. Whether developing a work-readiness program or a capstone project, all partner organizations applying for awards were required to submit details about their proposed program’s purpose, implementation and how many youth it would serve.

Many of the HCA contract awardees developed work-readiness programs. Topics included:

- Effective communications and handling conflict
- Problem solving
- Being creative
- Developing self-direction
- Understanding and honoring ethical codes
- Managing time
- Practicing workplace etiquette

247 Youth and Nine Host Sites Honored

The sixth annual 2016 MBSYEP Outstanding Youth Ceremony, held August 5, 2016, at Eastern High School in D.C., capped off the six-week program. DOES honored 247 youth and nine host sites, awarding them for their outstanding performance during the program.

Mayor Marion S. Barry Summer Youth Employment Program



Nearly 500 youth were nominated by their program work supervisors to receive awards. The 2016 MBSYEP selection committee identified the youth who were ultimately chosen to be honored.

The host sites nominated candidates based on punctuality, attendance, overall job performance and the level of their achievements during MBSYEP. Also considered: leadership qualities, the ability to take initiatives and workplace conduct.


Host Site Awardees

Host sites were selected for awards based on their ability to positively impact participants' futures through effective employment enrichment training programs during the MBSYEP.

- AutoZone®, the national auto parts chain with three locations in D.C.
- D.C. Department of General Services, the District agency which builds and manages government property.
- Character Kids Elite and Sports, Inc., a D.C.-based youth development organization that emphasizes athletics to foster self-awareness.
- NAF (National Academy Foundation) ensures high school students are college, career and future ready.
- P.A.I.N.T.S. Institute, a D.C. nonprofit organization that provides programming and activities for local young artists whose work is then shared in a series of art exhibitions and galleries.

Jarmal Harris Project's Annual Fashion Show

The Jarmal Harris Project's 10th annual MBSYEP fashion show involved 160 youth participants. The non-profit organization, founded by District-native Jarmal Harris, provides opportunities in the arts for youth in Washington, D.C. Its annual event, showcasing designs by acclaimed fashion designers, is a highlight of each year's MBSYEP. Youth ages 14-to-17 planned and executed the production. They also created stage sets, choreography and appeared as models in the fashion show. The September 16, 2016, fashion and style issue of RAINE Magazine included several photos of the event in an online article titled, "Fashion for a Good Cause: The Jarmal Harris Project."



Capstone Projects

Capstone projects during the 2016 MBSYEP varied widely in scope and topic. As for proficiencies covered, youth demonstrated the cumulative skills and knowledge they gained across six weeks of MBSYEP participation. Involvement allowed youth to organize and synthesize what they learned in a wide array of settings and under the guidance of expert trainers.

Common Good City Farm Exposed Youth to Urban Agriculture; Empowerment Enterprise II Trained Youth in the Arts

Other notable capstone projects include those from Common Good City Farm and Empowerment Enterprise II. Through work at four farm stands, Common Good City Farm provided youth hands-on training in food production in an urban community agriculture setting. 12 MBSYEP youth had to identify a target audience for the farm stands, promote the stands in the community, use available ingredients to create recipes, harvest and prepare the produce, then transport it to the stands.

Empowerment Enterprise II, a nonprofit organization that offers life and educational coaching and music enrichment programs to D.C. youth, employed 235 MBSYEP participants in its two programs. Most youth had no background in dance or band, but learned new skills in music and the arts over the six weeks.

Green Jobs at the Heart of Constituent Services Worldwide (CSW)

Constituent Services Worldwide Public Benefit Corporation (CSW) started when its founders developed and operated a youth enrichment program for the 2010 MBSYEP. For the 2016 program, CSW conducted a capstone project focused on an environmental issue. CSW identified a critical issue involving local stormwater management and trained 24 youth on how to remedy the problem. CSW hoped to expose youth to green and environmental occupations which could lead them to employment opportunities in the District.

MBSYEP 2016 Survey Results

After the 2016 MBSYEP concluded, DOES offered participants an opportunity to complete an online survey in the MBSYEP portal. Across nine questions, respondents could rate their overall experience during the program. They could also answer whether or not they plan to participate in the 2017 MBSYEP, if given the opportunity.

1,684 YOUTH RESPONDED TO THE SURVEY

Every age group who could participate in the 2016 MBSYEP responded— from 14 to age 24. Only 171 respondents rated their overall experience in the program. More than a third rated their experience as “Great” (59). (48) rated their overall experience as “Good.” More than 25-percent (43) rated their experience as “Excellent,” and (13) rated it “Fair.” (8) individuals rated their experience as “Poor.”

As for whether or not they intend to participate in 2017 MBSYEP, if given the chance, of 171 respondents, most (166) replied positive intentions.

Mayor Marion S. Barry Summer Youth Employment Program

Four other survey questions also received 171 responses, including whether or not the respondent believed he/she would have found a summer job if the 2016 MBSYEP did not exist. Most who answered this question (148) replied “No.”

The survey also gauged another question: whether or not participants had the financial ability to get to and from their summer job without the pre-loaded WMATA SmarTrip fare card offered by DOES. Close to half (82) of the total number of respondents said they did not. Also regarding this question, more than 20 percent (35) responded that the pre-stored value of their SmarTrip card lasted all six weeks of the 2016 program. Nearly 19 percent (32) replied that the value on their SmarTrip card lasted more than six weeks, with monetary value remaining on the card when the 2016 MBSYEP concluded.

Lastly, the survey also featured a question regarding the ease or difficulty of finding a job outside of MBSYEP. More than 36 percent (62) of the 171 youth who responded, answered that it is “Hard.” About a third (55) replied that it is “Very Hard.”



Plan to participate in MBSYEP 2017 if the opportunity is available



Stated that finding employment outside of MBSYEP is “hard” or “very hard”



Rate their MBSYEP 2016 experience as good, great or excellent



Responded that they would not have been able to get to and from work without the MBSYEP WMATA SmarTrip card

Conclusion

MBSYEP continues a legacy of service to youth started by Mayor Marion S. Barry, while casting a wider net under Mayor Bowser’s administration to assist more young adults in the job market. As District youth work their way up to the middle class, MBSYEP serves as the bridge that will help lift them ever closer to that goal. Based on the 2016 performance of MBSYEP, there is ample justification for continuing to allow young adults to participate in the program. The majority of young adults surveyed found it to be a rewarding experience, and hundreds secured employment following the program. Many young adults also benefited from the professional development sessions that were offered in connection with MBSYEP. Looking forward, program staff will explore adding a more comprehensive professional development curriculum to help youth to polish their skills and shine in the workplace.

“Thank you to whoever gave me this opportunity. I love the job they have me doing this year. I’m going to college in the fall, and I’m gonna [sic] need a job while I’m there and when I come back, so I’m sure that this year of doing [MBSYEP] will help me with the experience I’ve been lacking.”

—*Tray Johnson, 20*

“This program is a great resource tool for helping participants to explore employment opportunities and establish network connections in a timely fashion, helping to generate a potential career path. I am very grateful for my experience.”

—*Toneisha Basil, 24, college graduate seeking full-time employment in communications, government or public law and policy*

“It is a wonderful program for us young adults trying to make [it] out here by doing the right thing [and] working hard to make a better life [for] ourselves.”

—*Jasmynn Hairston, 22*



ADDENDUM

Demographic Analysis of Employers and Youth

22-24 Year Old Outcomes

Demographic Analysis

Participant Age and Ward of Residency Self Reporting in MBSYEP Portal

Participant Age	N/A	Ward 1	Ward 2	Ward 3	Ward 4	Ward 5	Ward 6	Ward 7	Ward 8	Total
14	22	93	9	10	187	244	154	496	559	1,774
15	29	110	11	25	248	330	177	590	643	2,163
16	40	103	12	15	230	332	197	601	621	2,151
17	21	90	16	9	213	291	170	550	572	1,932
18	27	89	11	13	147	232	129	427	474	1,549
19	19	49	2	4	124	179	75	320	327	1,099
20	16	29	11	6	62	129	50	221	223	747
21	9	33	4	1	67	96	52	158	159	579
22	6	31	6	4	40	67	44	142	134	474
23	4	16	1	2	25	44	29	94	112	327
24	3	15			12	26	20	69	77	222

Figure 3
 Source: Compiled by DOES based on information that 2016 certified youth participants provided on their applications.
 NA= Not available, known or applicable. These participants did not provide this information, or ward of residency was not applicable to them.
 Ward of residency does not apply to participants who are homeless or a ward of the D.C. Child and Family Services Agency

Racial Demographics Self Reported in MBSYEP Portal

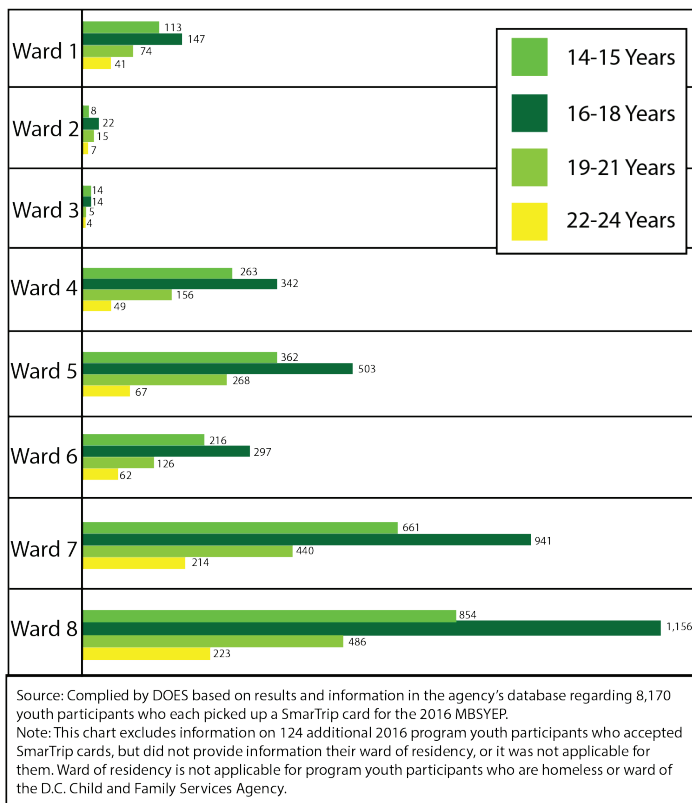
African American / Black	Female	6,189
	Male	4,907
Other	Female	795
	Male	578
Hispanic / Latino	Female	214
	Male	150
Caucasian / White	Female	28
	Male	50
Asian	Female	33
	Male	32
American Indian / Alaskan Indian	Female	20
	Male	18
Pacific Islander	Female	1
	Male	2

Figure 6
 Source: Compiled by DOES based on responses in the MBSYEP Portal from 2016 program certified youth participants regarding their age and gender

Student Type and Age

Student Type	14	15	16	17	18	19	20	21	22	23	24	Grand Total
Full-Time Student	1,751	2,142	2,096	1,862	1,349	756	401	282	198	73	47	10,957
Not in School	2	4	7	13	104	236	248	235	221	205	148	1,423
Part-Time Student	15	14	34	43	82	81	75	49	46	44	25	508
Post Secondary	5	1	8	6	6	14	11	8	8	2	1	70
Vacational	1	2	6	8	8	12	12	5	1	3	1	59
Grand Total	1,774	2,163	2,151	1,932	1,549	1,099	747	579	474	327	222	13,017

Participants Who Accepted SmarTrip Cards by Ward of Residency and Age



Percentage of Total Youth Participants by Education Level

Educational Level	Percentage
Middle School	11.15%
High School	58.31%
Left High School before Graduating	1.54%
High School Graduate	14.27%
Obtained GED	1.24%
College Student	12.04%
Associate Degree	0.29%
Bachelor's Degree	0.59%
Master's Degree	0.2%
N/A	0.55%

Top 5 Job Sectors (MBSYEP Portal)

Child Care	2,442
Sports and Physical Education	1,643
Federal Government	1,300
Performing Arts	802
Health Care	591

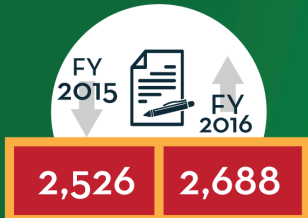
Figure 11

Source: Compiled by DOES based on 2016 MBSYEP youth participants' preferred job sector selections in the MBSYEP Portal.


Note: Results may not be complete for all youth participants. Some may not have indicated job sector preferences.

22-24 Year Old Outcomes

APPLICATIONS SUBMITTED



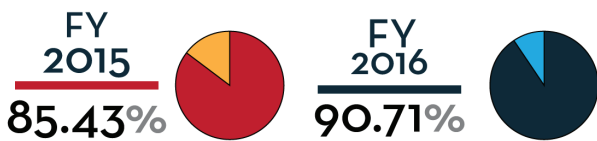
Certified applicants that participated in the summer employment program



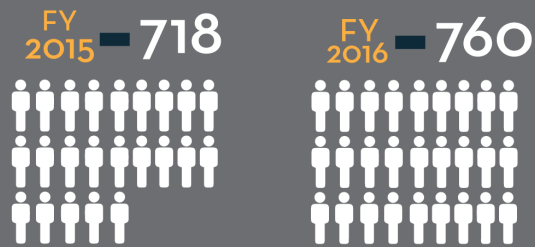
Participant Attrition Rate



Certified applicants that participated in the summer employment program



New Participants



Gross Earnings



FY 2015 — \$1,055,239
FY 2016 — \$1,445,691

Average gross earnings of each participant



FY 2015 — \$1,250
FY 2016 — \$1,558

Returned to School



FY 2015 — 174 (20.62%)
FY 2016 — 252 (27.16%)

Unemployed, Underemployed or Seeking Employment



FY 2015 — 670
FY 2016 — 676



Secured Employment by December 31st

FY 2015 — 247 (35.37%)
FY 2016 — 330 (48.81%)



GOVERNMENT OF THE DISTRICT OF COLUMBIA
MURIEL BOWSER, MAYOR

DEPARTMENT OF EMPLOYMENT SERVICES
Office of Youth Programs
4058 Minnesota Avenue, NE, Washington, DC 20019
Phone: (202) 724-7000 • **Fax:** (202) 673-6993
does.dc.gov