




























The Top 50 High Demand Occupations Requiring Less Than a High School Diploma

| NUMERIC JOB GROWTH (2020-2030) | HIGH DEMAND OCCUPATIONS --> Click on the Occupations for more information | Annual Median Wage (\$) | EDUCATION | WORK EXPERIENCE | ON-THE-JOB TRAINING |
|--------------------------------|--|-------------------------|----------------------------------|-------------------|---------------------|
| 6,596 | 1  Cooks, Restaurant | \$36,750 | No formal educational credential | Less than 5 years | Moderate-term OJT |
| 1,248 | 2  Hosts and Hostesses, Restaurant, Lounge, and Coffee Shop | \$35,910 | No formal educational credential | None | Short-term OJT |
| 1,742 | 3  Janitors and Cleaners, Except Maids and Housekeeping Cleaners | \$36,300 | No formal educational credential | None | Short-term OJT |
| 2,483 | 4  Maids and Housekeeping Cleaners | \$37,810 | No formal educational credential | None | Short-term OJT |
| 3,107 | 5  Bartenders | \$33,250 | No formal educational credential | None | Short-term OJT |
| 4,546 | 6  Fast Food and Counter Workers | \$33,100 | No formal educational credential | None | Short-term OJT |
| 5,899 | 7  Waiters and Waitresses | \$34,880 | No formal educational credential | None | Short-term OJT |
| 1,966 | 8  Dining Room, Cafeteria Attendants and Bartender Helpers | \$34,040 | No formal educational credential | None | Short-term OJT |
| 1,266 | 9  Food Preparation Workers | \$35,940 | No formal educational credential | None | Short-term OJT |
| 1,839 | 10  Dishwashers | \$33,480 | No formal educational credential | None | Short-term OJT |
| 1,544 | 11  Cashiers | \$31,230 | No formal educational credential | None | Short-term OJT |
| 356 | 12  Laborers and Freight, Stock, and Material Movers, Hand | \$37,090 | No formal educational credential | None | Short-term OJT |
| 476 | 13  Construction Laborers | \$46,330 | No formal educational credential | None | Short-term OJT |
| 442 | 14  Bakers | \$37,400 | No formal educational credential | None | Moderate-term OJT |
| 1,156 | 15  Retail Salespersons | \$31,440 | No formal educational credential | None | Short-term OJT |
| 128 | 16  Landscaping and Groundskeeping Workers | \$43,810 | No formal educational credential | None | Short-term OJT |
| 765 | 17  Parking Attendants | \$31,530 | No formal educational credential | None | Short-term OJT |
| 130 | 18  Motor Vehicle Operators, All Other | \$62,900 | No formal educational credential | None | Short-term OJT |
| 616 | 19  Ushers, Lobby Attendants, and Ticket Takers | \$31,920 | No formal educational credential | None | Short-term OJT |
| 32 | 20  Athletes and Sports Competitors | \$142,307 | No formal educational credential | None | Long-term OJT |
| 90 | 21  Cooks, Short Order | \$38,360 | No formal educational credential | None | Short-term OJT |
| 242 | 22  Food Servers, Nonrestaurant | \$38,720 | No formal educational credential | None | Short-term OJT |
| 41 | 23  Lifeguards, Ski Patrol, and Recreational Protective Service | \$49,620 | No formal educational credential | None | Short-term OJT |
| 121 | 24  Amusement and Recreation Attendants | \$31,200 | No formal educational credential | None | Short-term OJT |
| 53 | 25  Painters, Construction and Maintenance | \$46,750 | No formal educational credential | None | Moderate-term OJT |
| 57 | 26  Dancers | \$60,008 | No formal educational credential | None | Short-term OJT |
| 79 | 27  Musicians and Singers | \$54,609 | No formal educational credential | None | Short-term OJT |
| 1,335 | 28  Cooks, Fast Food | \$34,290 | No formal educational credential | None | Short-term OJT |
| 108 | 29  Counter and Rental Clerks | \$37,590 | No formal educational credential | None | Short-term OJT |
| 301 | 30  Laundry and Dry-Cleaning Workers | \$31,200 | No formal educational credential | None | Short-term OJT |
| 500 | 31  Cooks, Institution and Cafeteria | \$37,480 | No formal educational credential | None | Short-term OJT |
| 29 | 32  Cleaners of Vehicles and Equipment | \$45,800 | No formal educational credential | None | Short-term OJT |
| 39 | 33  Demonstrators and Product Promoters | \$35,765 | No formal educational credential | None | Short-term OJT |
| 19 | 34  Farmworkers and Laborers, Crop, Nursery, and Greenhouse | \$45,760 | No formal educational credential | None | Short-term OJT |
| 33 | 35  Crossing Guards and Flaggers | \$37,700 | No formal educational credential | None | Short-term OJT |
| 13 | 36  Cement Masons and Concrete Finishers | \$59,180 | No formal educational credential | None | Moderate-term OJT |
| 41 | 37  Butchers and Meat Cutters | \$45,650 | No formal educational credential | None | Long-term OJT |
| 165 | 38  Meat, Poultry, and Fish Cutters and Trimmers | \$38,090 | No formal educational credential | None | Short-term OJT |
| 3 | 39  Industrial Truck and Tractor Operators | \$55,380 | No formal educational credential | None | Short-term OJT |
| 77 | 40  Refuse and Recyclable Material Collectors | \$48,880 | No formal educational credential | None | Short-term OJT |
| 4 | 41  Roofers | \$48,790 | No formal educational credential | None | Moderate-term OJT |
| -67 | 42  Artists and Related Workers, All Other | \$90,953 | No formal educational credential | None | Long-term OJT |
| 7 | 43  Packers and Packagers, Hand | \$33,650 | No formal educational credential | None | Short-term OJT |
| 11 | 44  Drywall and Ceiling Tile Installers | \$53,296 | No formal educational credential | None | Moderate-term OJT |
| 3 | 45  Material Moving Workers, All Other | \$54,589 | No formal educational credential | None | Short-term OJT |
| N/A | 46  Shuttle Drivers and Chauffeurs | \$38,070 | No formal educational credential | None | Short-term OJT |
| 0 | 47  Helpers--Carpenters | \$46,540 | No formal educational credential | None | Short-term OJT |
| 15 | 48  Tile and Stone Setters | \$37,990 | No formal educational credential | None | Long-term OJT |
| N/A | 49  Machine Feeders and Offbearers | \$51,206 | No formal educational credential | None | Short-term OJT |
| -7 | 50  Telemarketers | \$34,366 | No formal educational credential | None | Short-term OJT |

Note: This list includes occupations that show a favorable mix of current hiring demand (job openings and average hires), projected short-term and long-term job growth and median wages.
Source: Office of Labor Market Research and Performance (OLMRP) www.does.dc.gov/page/labor-statistics